

Model: BPA-R3200-480

Total Power	3200 Watts
Input Voltages	90-265VAC
Outputs	Single plus 12VSB

SPECIAL FEATURES

- Active Power Factor Correction
- Redundant operation
- Single wire current sharing
- Power Disable
- Power Good
- Inhibit
- I²C interface PMBus Compatible
- Variable fan speed control
- UL, CUL, and DEMKO
- CE compliant
- Custom modifications available

ENVIRONMENTAL SPECIFICATIONS

Humidity: Up to 95% non-condensing

Storage Temperature: -20° to +85°C

Temperature coefficient: ±0.01% /°C

Ambient Operating Temperature: 0 to +50°C continuous duty, full rating. Derate linearly to 50% of full rating at +71°C.

Cooling: Self contained fan cooling.

SAFETY APPROVALS

UL	60950-1 Second Edition
CUL	60950-1 Second Edition
DEMKO	EN60950-1 Second Edition



ELECTRICAL SPECIFICATIONS

Input Specifications

Input Range.....	90 - 265VAC
Frequency.....	50-60 Hz
EMI filter.....	EN55022 Class A, FCC Part 15
Inrush Current.....	≤32A @ 305VAC
Input Current.....	20A @ 180VAC
Isolation (Input to Output).....	4242 VDC
Efficiency.....	93%
Active PFC.....	0.99
Switching Frequency.....	130KHz.
Leakage.....	≤3.5mA

Output Specifications

DC Output..... 3200W maximum output at 180–265VAC input range, derates linearly to 1500W at 90VAC input.

Line Regulation..... ±0.2%

Load Regulation..... ±1% on both outputs

Ripple and Noise..... 1% Pk to Pk

Transient Response..... 2% Maximum deviation; returns to initial condition in 1 msec max.

Long Term Stability..... 0.01% after 20 minute warm-up.

Hold-Up Time..... 12msec minimum

OVP..... 115% to 135% on both outputs

Model: BPA-R3200

ELECTRICAL SPECIFICATIONS (CONT')

Output Specifications

Short-circuit Protection.....Constant current with delayed latching method on the primary output. The 12V standby utilizes the hiccup method.

Overload Protection.....Constant current with delayed latching method on the primary output. The 12V standby utilizes the hiccup method. The constant current method allows for a 5-second delay before the power supply shuts down if the output current rating exceeds 110% to 130% of maximum rated output current. The input must be recycled manually or may be digitally reset.

FET Isolation..... Internal FET isolation provided for N+1 redundant operation.

Current Sharing.....Outputs will current share within 5% when interconnected by a single wire.

PS On.....The secondary outputs are enabled only upon mating a shorter enable pin to output common on the customer's backplane.

DC OK.....A TTL low signal provides a 4ms warning prior to DC outputs dropping out of regulation.

Fault..... A TTL high logic signal is provides warning of output voltage below 90% of nominal, fan fault or over temperature.

Over Temperature ProtectionThe power supply will shut down if temperature is greater than 100°C (internal temperature). The power supply is self recovering once the internal temperature falls below 71°C.

AC OK..... A TTL high logic signal is provided when the input voltages are within normal operating conditions.

I²C Monitors temperature, output voltage, input voltage, input current, and output current; controls Fan speed, Fan LED. PMBUS software allows monitoring of overall operation of power supply.

OVERALL MECHANICAL DIMENSIONS

15.99" L x 4.0" W x 1.58" H
(406.7mm x 101.6mm x 40.2mm)

PIN ASSIGNMENTS

See attached Hook-Up Drawing

CONNECTOR

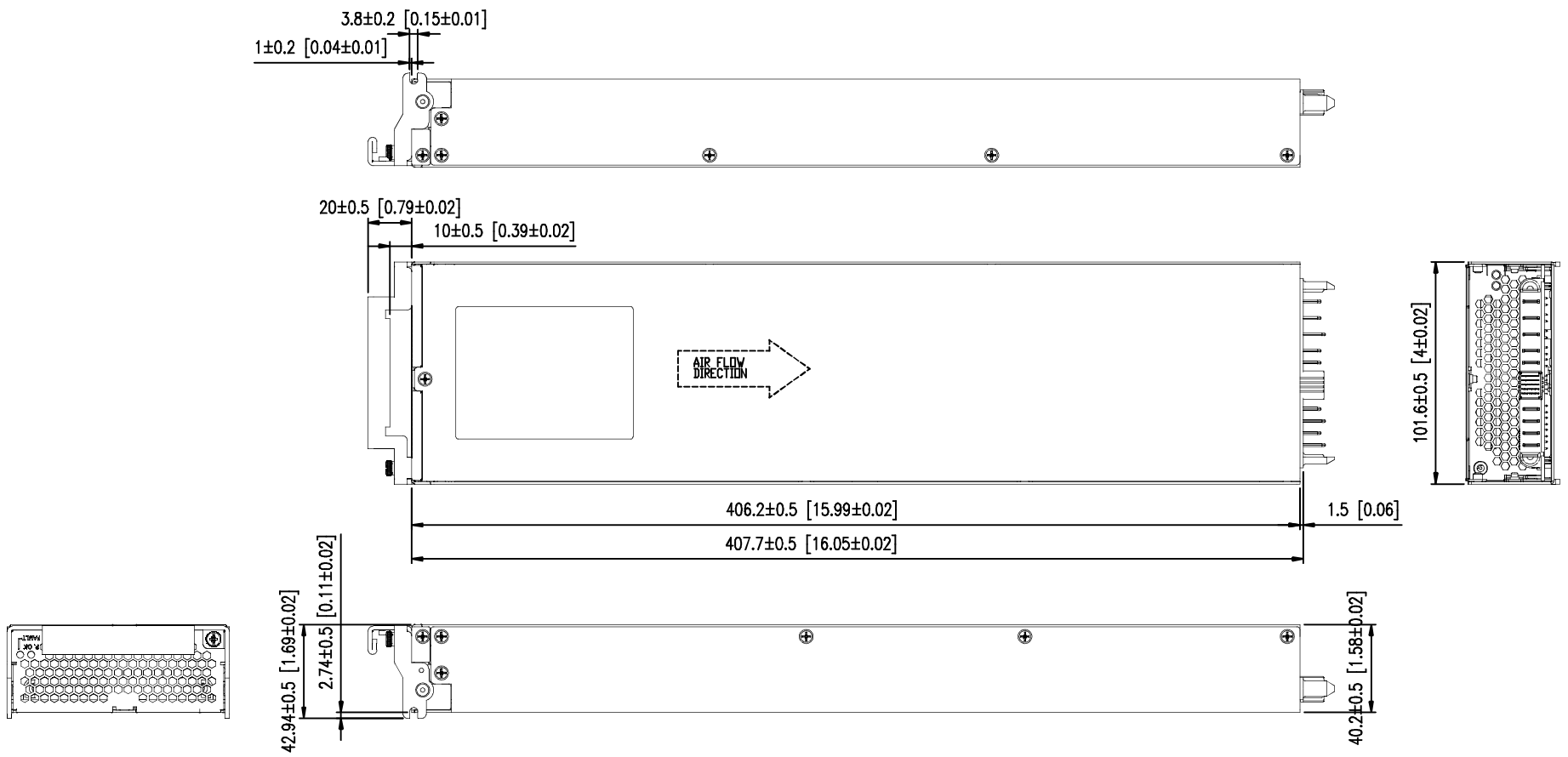
Input/Output.....Molex 46437-1430

NOTES

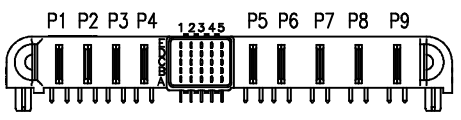
- Specifications subject to change without notice.
- All dimensions in inches/mm
- Warranty: 2 years
- Weight: TBD

MODEL No. / OUTPUT VOLTAGE / CURRENT RATINGS CHART

Model No.	O/P Voltage (Vdc)	Minimum	Maximum
BPA-R3200-480	48V	0A	66.6A
	12VSB	0A	2.0A



HOUSING:
molex SD-46437-1430



TITLE				OUTLINE DRAWING			
DRAWN		L. J. HUN		DRG. NO.		BLU-624	
CHECKED				MODEL NO.		BPA-R3200-480	

UNIT	mm[inches]	REV. NO.	A	SCALE	0.34 : 1	MAT'L	t=
THIRD				TOL.	± 0.2	DATE	01. 31. 2013



300-1 (B2) Route 17, Lodi, NJ 07644

MODEL NO. : BPA-R3200-480

INPUTS :

ASSIGNMENT	A.C. VOLTAGE	CURRENT	PIN NBR
L:	100-240V~		P9
N:			P8
GND:		50-440Hz	P7

IN/OUTPUT RATING & PIN ASSIGNMENT

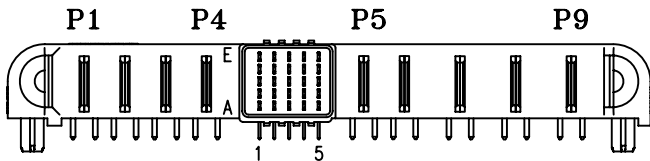
SIZE : A4	FM-4000-34/REV.A-080502'
UNIT : mm[inches]	FILENAME: PPSC0604
REV. NO.: A	DATE : 12. 28. 2012
DRAWN: 洪麗珍 L. J. Hun	CHECKED:

OUTPUTS :

ASSIGNMENT	D.C. VOLTAGE	CURRENT	PIN NBR
+VO1:	48V ---	66.6A	P2,P4
-VO1			P1,P3
-48VS:			A1
+48VS:			A2
SHARE:			A3
PS_KILL:			C1
PS_ON:			C2
PS_PRE:			C3
DC_OK:			C4
AC_OK:			C5
SDA_1:			D1
SCL_1:			D2
RESET:			D3
12VSB:	12V ---		D4,E4
ALERT:			D5
A2:			E1
A1:			E2
A0:			E3
DC COM(FOR 12VSB):			E5
NC:			A4,A5,B1~B5

MAXIMUM OUTPUT POWER: 3200W

P1	P2	P3	P4		1	2	3	4	5	P5	P6	P7	P8	P9
-VO1	+VO1	-VO1	+VO1	E	A2	A1	A0	12VSB	DC COM	NC	NC	G	N	L
				D	SDA_1	SCL_1	RESET	12VSB	ALERT					
				C	PS_KILL	PS_ON	PS_PRE	DC_OK	AC_OK					
				B	NC	NC	NC	NC	NC					
				A	-48VS	+48VS	SHARE	NC	NC					



INPUT/OUTPUT CONNECTOR: P/N:molex 46437-1430

